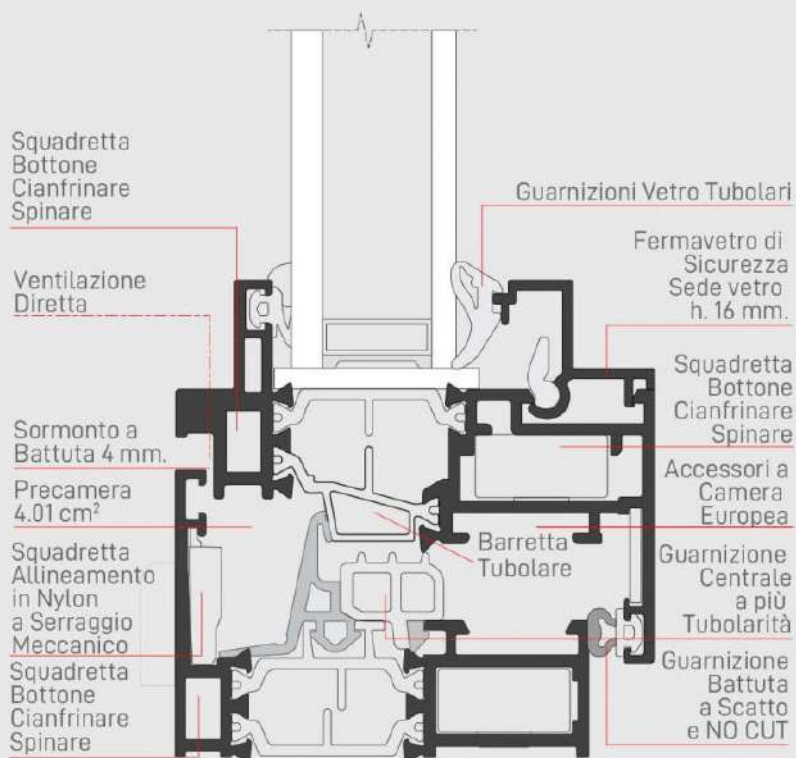


BATTENTE MINIMALE CON TAGLIO TERMICO

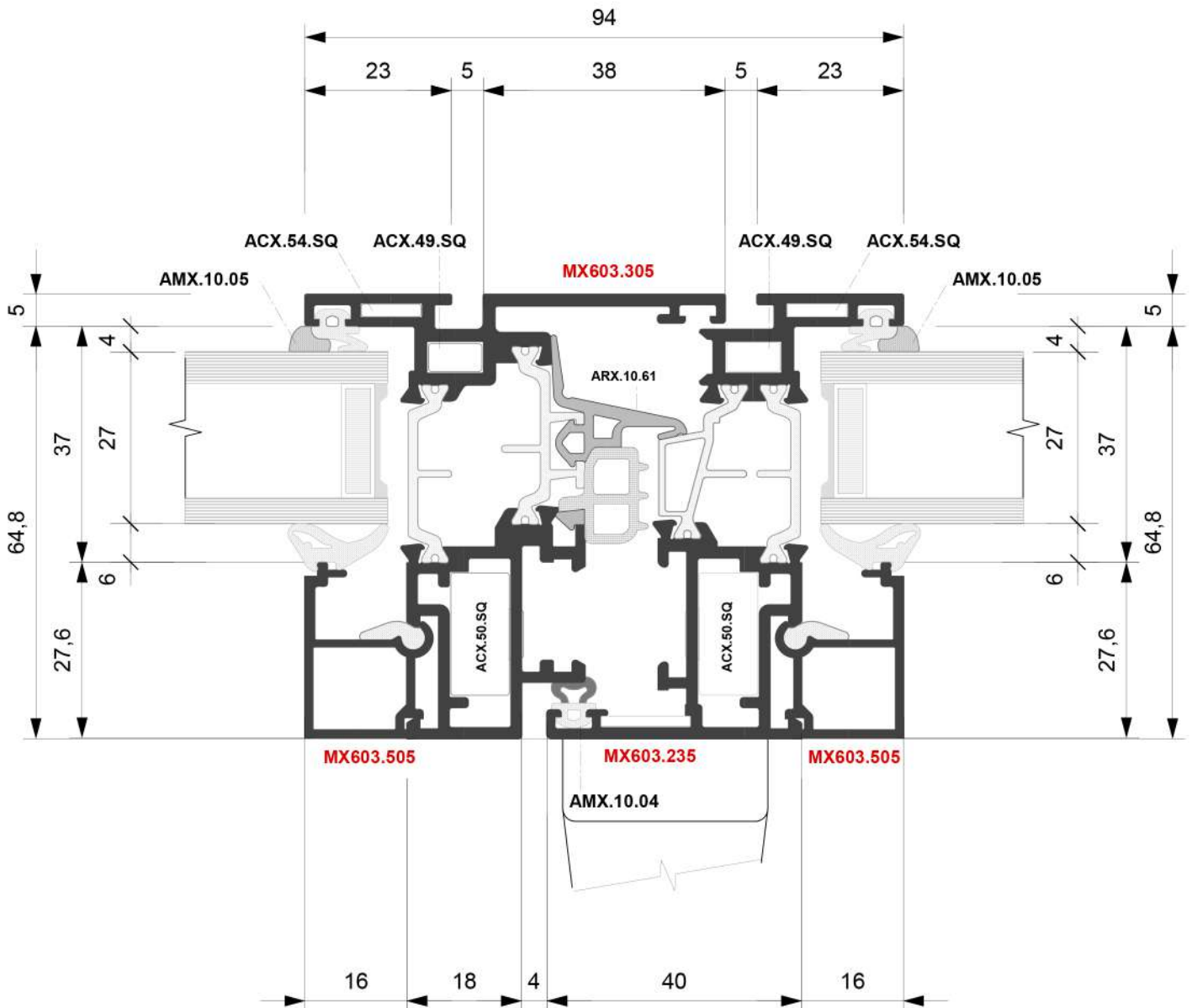
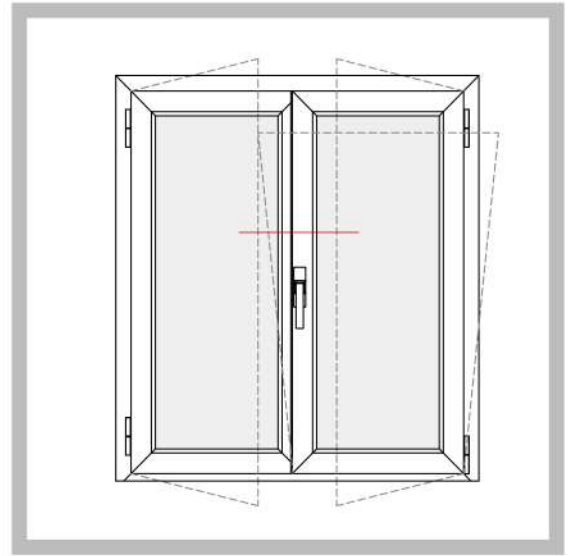
	Tenuta all'ARIA [Classe]	4
	Tenuta all'ACQUA	E1500
	Resistenza al VENTO	C5
	Resistenza EFFRAZIONE	RC3
	Prestazioni ACUSTICHE [dB]	46
	Trasmittanza TERMICA [W/m²K]	1 Anta 2 Ante
		0,90 * 1,01 *
		1,24 ** 1,33 **

* $U_g = 0,6 \text{ W/m}^2\text{K}$ | Canalina $\psi = 0,031 \text{ W/m}^2\text{K}$ | Dim 1480 x 1535 mm.
 ** $U_g = 1,0 \text{ W/m}^2\text{K}$ | Canalina $\psi = 0,036 \text{ W/m}^2\text{K}$ | Dim 1480 x 1535 mm.



Telaio Fisso	60.3 mm.
Telaio Mobile	69.8 mm.[complanare] secondo profilo
Barrette Isolanti	Poliammide 28 mm.
Fuga Perimetrale	5 mm.
Alloggiamento Accessori	Camera Europea Spazio 11.5 mm.

FINESTRA A DUE ANTE
Anta MX603.235



FINESTRA A DUE ANTE
Anta MX603.235

